



Louvred panel double sided with extension and maxi bins and hooks.

## Small Parts Storage: Binning Systems.

### Your need:


Small parts to be immediately accessible and highly ordered.

### Our solution:

Dexion's range of shelf, hanging and stackable bins allow you to sort small parts any way you like. Our Maxi bins come in seven sizes and five different colours. They can be stacked, hung off louvred panels or incorporated into other Dexion storage systems. There are literally countless combinations.



Single pronged, double pronged and closed loop steel hooks are great for hanging a variety of parts such as fan belts, gaskets, hoses and packaged items such as automotive parts.



**P5**  
100mm wide  
120mm deep  
60mm high  
2kg max load

**P10**  
100mm wide  
178mm deep  
85mm high  
5kg max load

**P20**  
135mm wide  
225mm deep  
125mm high  
9kg max load

**P30**  
205mm wide  
280mm deep  
165mm high  
14kg max load

**P40**  
410mm wide  
280mm deep  
165mm high  
18kg max load

**P60**  
410mm wide  
457mm deep  
216mm high  
27kg max load

**P45**  
180mm wide  
440mm deep  
145mm high  
13kg max load

**01** Smooth internal features with curved edges making bins easy to clean and provides quick and easy product picking.

**02** Divider available for P30, P40, P45 and P60.

**03** Unique rear recessed holding grip.

**04** Deep rear lip to facilitate bin hanging on louvred panel.

**05** Uniquely moulded top rim to ensure secure stacking.

**06** Reinforced moulding provides stacking strength.

**07** Wide base moulding to stack securely.


**08** Wide identification label.

**09** Made from high strength polypropylene that resists discolouration from oil and grease.



Bins can be stacked or hung on louvred panels.


Available in a range of colours to assist in more efficient picking.



- 01 Rear identification label for bin divisions.
- 02 Raised lug acts as a stop on shelving.
- 03 Deep rear lip to hang on louvred panel.
- 04 Front to back divider slots.
- 05 Wide identification label.
- 06 Bin can accommodate dividers with label holders.
- 07 Reinforced moulding provides stacking strength.



- 01 Durable polypropylene ensures bin is waterproof and unaffected by grease.
- 02 Wide hopper front allows easy access and increased visibility.
- 03 Create compartments with dividers\*.
- 04 Neat nesting capability.
- 05 Divider slots.
- 06 Built in handle grip.
- 07 Label holder identifies contents.



Shelf bin range	105	168	105	168	168	105
<b>Width (mm)</b>	105	168	105	168	168	105
<b>Depth (mm)</b>	600	600	445	445	295	295
<b>Height (mm)</b>	102	102	102	102	102	102

\*Dividers sold separately.

## Easyfit® Baskets & Louvred Panel.



### Your need:

To store sterile medical supplies in a smart system which minimizes dust or bacteria being harboured. A solution combining baskets with small mesh apertures to prevent items falling through and optional louvred panels for convenient wall mounting.

### Our solution:

The EasyFit® Wire Baskets are a range of quality baskets which fit onto the Dexion Louvred Panel. The wire basket design greatly enhances the ability to effectively store medical supplies whilst limiting the surface area available for dust and bacteria to accumulate. Each basket has a double wire on the top edge to ensure there are no sharp edges and can easily be removed from the panel for restocking or relocation of stored items. Baskets can be fitted to EasyFit Wire Louvred Panels or standard Louvred Panels.

### Vital statistics:

Dimensions (matches Maxi-Bin Dimensions)	
W5	108w X 113d X 60h mm
W10	108w X 171d X 85h mm
W20	143w X 218d X 125h mm
W30	210w X 273d X 165h mm
W40	418w X 273d X 165h mm
W60	418w X 450d X 215h mm
WP18 (Louvred Panel)	457w x 457h mm
WP36 (Louvred Panel)	457w x 914h mm
WP72 (Louvred Panel)	457w x 1829h mm
Finishes	Chrome, Stainless steel 304

### Number of bins or wire baskets per 457mm wide panel

Single sided louvred panel dimension	P5 Maxi bins / W5 Wire Baskets				P10 Maxi bins / W10 Wire Baskets				P20 Maxi bins / W20 Wire Baskets			P30 Maxi bins / W30 Wire Baskets		P40 Maxi bins / W40 Wire Baskets		P60 Maxi bins / W60 Wire Baskets		Double sided louvred panel dimension
	1	2	3	4	1	2	3	4	1	2	3	1	2	1	2	1	2	
475mm	1	2	3	4	1	2	3	4	1	2	3	1	2	1	2	1	2	
	5	6	7	8	5	6	7	8	4	5	6	3	4	2	3	2	3	
	9	10	11	12	9	10	11	12	7	8	9	5	6	3	4	2	3	
	13	14	15	16	13	14	15	16	10	11	12	7	8	4	5	3	4	
	17	18	19	20	17	18	19	20	13	14	15	9	10	4	5	3	4	
	21	22	23	24	21	22	23	24	16	17	18	11	12	5	6	4	5	
	25	26	27	28	25	26	27	28	19	20	21	13	14	6	7	5	6	
	29	30	31	32	29	30	31	32	22	23	24	15	16	7	8	6	7	
914mm	33	34	35	36	33	34	35	36	25	26	27	17	18	8	9	7	8	
	37	38	39	40	37	38	39	40	28	29	30	19	20	9	10	8	9	
	41	42	43	44	41	42	43	44	31	32	33	21	22	11	12	9	10	
	45	46	47	48	45	46	47	48	34	35	36	23	24	13	14	11	12	
	49	50	51	52	49	50	51	52	37	38	39	25	26	15	16	13	14	
	53	54	55	56	53	54	55	56	40	41	42	27	28	17	18	15	16	
	57	58	59	60	57	58	59	60	43	44	45	29	30	19	20	17	18	
	61	62	63	64	61	62	63	64	46	47	48	31	32	21	22	19	20	
1829mm	65	66	67	68	65	66	67	68	49	50	51	33	34	23	24	21	22	
	69	70	71	72	69	70	71	72	52	53	54	35	36	25	26	23	24	
	73	74	75	76	73	74	75	76	55	56	57	37	38	27	28	25	26	
	77	78	79	80	77	78	79	80	58	59	60	39	40	29	30	27	28	
	81	82	83	84	81	82	83	84	61	62	63	41	42	31	32	29	30	
	85	86	87	88	85	86	87	88	64	65	66	43	44	33	34	31	32	
	89	90	91	92	89	90	91	92	67	68	69	45	46	35	36	33	34	
	93	94	95	96	93	94	95	96	70	71	72	47	48	37	38	35	36	